





非洲鼓金字塔（二）


飞手 2019 年编写


2021 年五一梧桐山课程总谱


www.dajiyue.com


 | 1 1 1 1 2 1 1 1 1 1 | 1 1 1 1 1 1 1 1 1 1 |
 S S S S S T S | S T S S S T S |


 | * * * * * | * * * * * | * * * * * | * * * * * |


 | 1 1 1 1 2 1 1 1 1 2 | 1 1 1 1 1 1 1 1 1 1 |
 S T S B S S S S | S T S S S T S |

 | * * * * * | * * * * * | * * * * * | * * * * * |


 | 1 1 1 1 2 1 1 1 1 2 | 1 1 1 1 1 1 2 1 1 1 2 |
 S T S B S S S S | S T S B S S S S |


 | * * * * * | * * * * * | * * * * * | * * * * * |


 | 1 1 1 1 2 1 1 1 1 2 | 1 1 1 1 1 1 2 1 1 1 2 |
 S T S B S S S S | S B B S B B S B |


 | * * * * * | * * * * * | * * * * * | * * * * * |


www.dajiyue.com


 | 1 2 2 1 1 1 1 2 | 1 2 1 2 1 2 1 2 1 2 |
 S B B S B B S B | T T S S S S T T S S S S |

 | * * * * * | * * * * * | * * * * * | * * * * * |

 | 1 2 1 2 1 2 1 2 1 2 | 1 2 1 2 1 2 1 2 1 2 |
 T T S S S S T T S S S S | T T T T T B S S |

 | * * * * * | * * * * * | * * * * * | * * * * * |

 | 1 2 2 1 1 1 1 2 2 1 1 | 1 2 2 1 1 1 2 2 1 1 |
 S S B S S S S S B S S | S S B S S S S S S |

 | * * * * * | * * * * * | * * * * * | * * * * * |

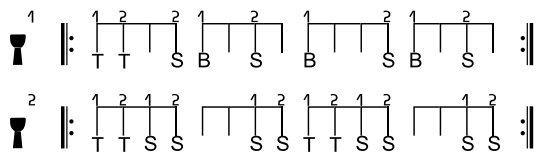
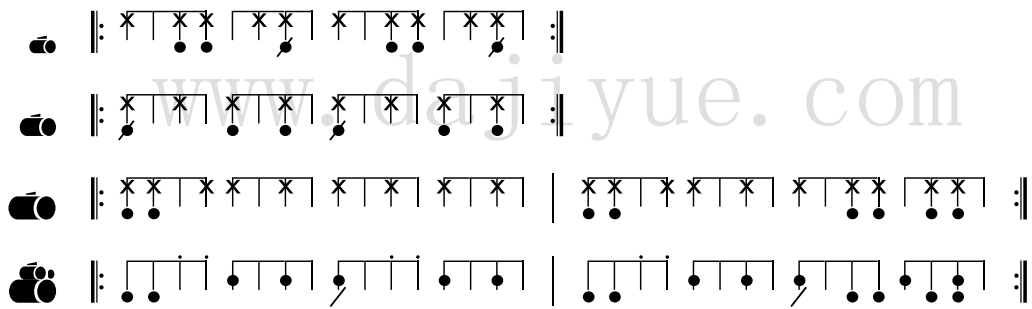
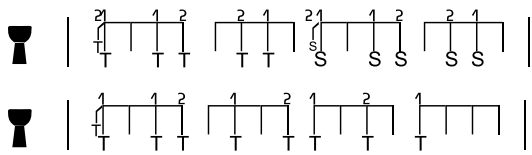
空几拍之后先接 kenkeni 牛铃

Sinte

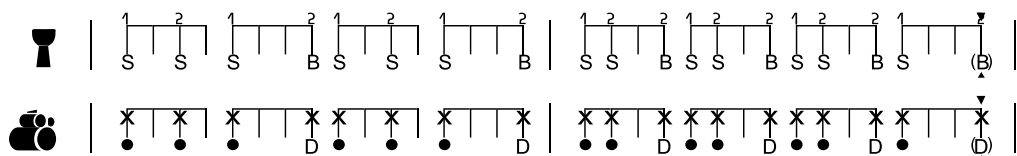
这首曲子来自几内亚 Boke 地区附近的 Nalu, Susu 族节奏, 在举办庆祝活动和婚礼时演奏。

Mo kou mo kou mo kou a,sun ba a ma po sa.
 Mo kou mo kou mo kou a,sun ba a ma po sa.
 Ye ye ye sa lu ma,ye ye ye so bing ye sa.
 Ye ye ye sa lu ma,ye ye ye so bing ye sa.

Call (信号)



Break (前奏)



Balakulanya

这首曲子是几内亚马林克族一首很老的歌曲，传统上是在婚礼上演奏，现在这首曲子也在以小孩为中心的场所演奏。

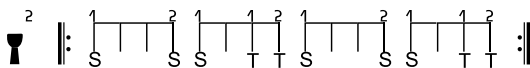
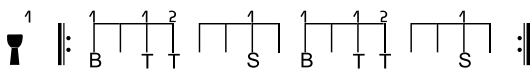
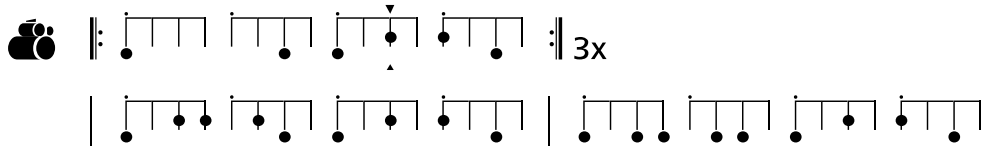
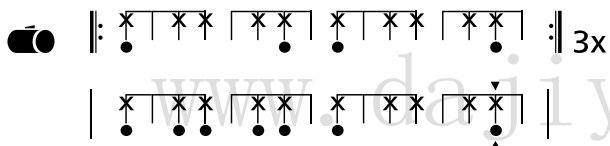
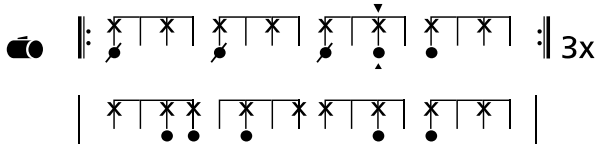
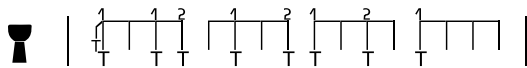
Balakulanya den na fissa.

Keme ta iyenso den na.

I ba keme den kelen sonko di.

Keme ta iyenso den na.

Call



Break (前奏)



Break (间奏) Dunun 同步高音和中音

Solo

4

5

6

Break (间奏) Dunun 同步高音和中音

Break (尾奏) Dunun 闷音同步高音切音, 第 14 到 20 小节边击同步切音
 Dunun 低音同步低音和中音

The Break section consists of 11 staves of rhythmic notation. Each staff contains a sequence of rhythmic patterns, often starting with a '1' above a group of notes. Symbols 'S' and 'B' are placed below notes to indicate specific sounds or techniques. The patterns are organized into measures, with some measures containing multiple rhythmic groups. The notation uses vertical lines and flags to represent rhythmic values.

Call

The Call section features five lines of notation. The first line shows a rhythmic pattern with '1' above notes. The subsequent four lines include specific instrument icons: a gong (a solid black circle), a drum (a circle with a horizontal line), and a larger drum (a circle with a horizontal line and a smaller circle below it). The notation includes rhythmic patterns with 'x' marks above notes, indicating specific playing techniques or accents. The patterns are organized into measures, with some measures containing multiple rhythmic groups. The notation uses vertical lines and flags to represent rhythmic values.

Dibon

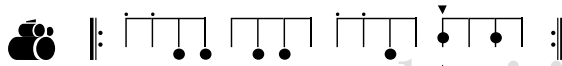
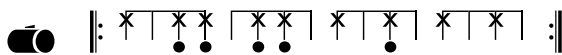
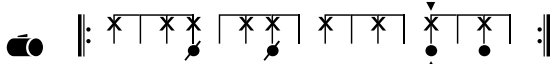
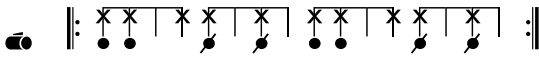
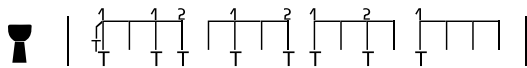
Dibon 来自几内亚东北部马林克族，一共有七个节奏，这是其中一个，Dibon 是一种鸟，公和母，这种鸟永远是出双入对的，但晚上的时候它们不住在一起，早上的时候，一只鸟会呼唤问候另一只鸟。歌词里 daouda 指强壮的男人。

E dingba lei,e dingba,e dingba.

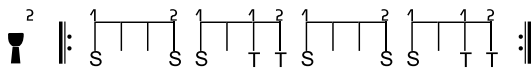
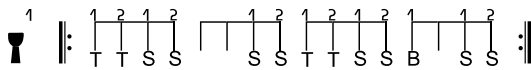
E daouda lei,e dingba,e daouda.

E "name" lei,e dingba,e "name".

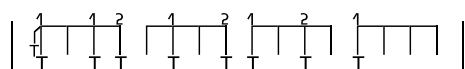
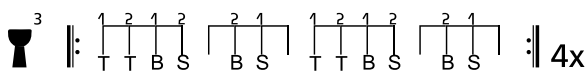
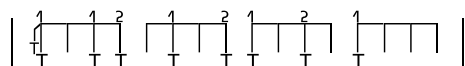
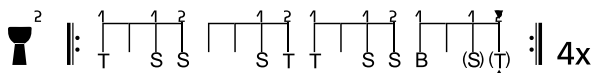
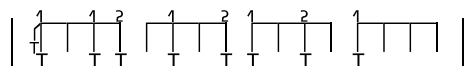
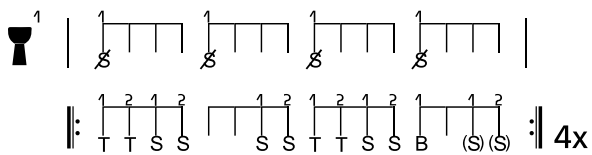
Call



www.dajiyue.com



Solo



4

|| 4x

5

|| 4x

6

|| 4x





7



|| 4x

接 Djembe 一拍一下唱和 Dunun 基本节奏

接基本节奏

Break (尾奏)




 :| 1 1 1 1 1 1 1 1 | 1 1 1 1 1 1 1 1 :| 2x
 :| / / / / / / / / | / / / / / / / / :| 2x
 | 1 2 2 2 2 2 1 2 1 2 1 2 | 1 2 2 2 2 2 1 2 1 2 1 2 |
 | ● ● ● ● ● ● ● ● | ● ● / / / / / / / / |

 :| 1 1 1 1 1 1 1 1 | 1 1 1 1 1 1 1 1 :| 渐弱
 | / / / / / / / / | / / / / / / / / |

渐弱后接以下 Sangban 节奏

 :| ● ● / / / / / / / / | ● ● / / / / / / / / :|

Dununba 和 Kenkeni 同步 Djembe 高音

 ¹ :| / / / / / / / / | / / / / / / / / :| 2x
/ / / / / / / /	/ / / / / / / / :
1 2 1 2 1 2 1 2 1 2 1 2	1 2 1 2 1 2 1 2 1 2 1 2
S S S S S S S S S S S S	S S S S S S S S S S S S
 ² :	/ / / / / / / /
/ / / / / / / /	/ / / / / / / / :
1 2 1 2 1 2 1 2 1 2 1 2	1 2 1 2 1 2 1 2 1 2 1 2
S S S S S S S S S S S S	S S S S S S S S S S S S
/ / / / / / / /	/ / / / / / / / :
1 1 1 1 1 1 1 1	1 1 1 1 1 1 1 1 :
S B B S B B S B	S B B S B B S B
 | ● D D ● D D ● D D | 接 Fakoly djembe 前奏

Fakoly djembe

Fakoly 这个节奏来自马里，原本是为了庆祝精通医术的 Fakoly 将军凯旋，现在用于对医生和智者致敬时演奏，感谢他们的智慧、勇敢和仁慈。

Du man ba lei.

Du man ba lei, fo le ma ya.

Du man ba lei.


Call


1
2
3


Break (前奏)


同步 Dunun 节奏 2x

接唱和 Solo

 | 1 2 1 2 1 2 1 2 | 1 2 1 2 1 2 1 2 |
 S S S S S S S S | S S T T S T S T S |


 :| X X X X X X X X | X X X X X X X X |


 | 1 2 3 1 1 2 1 |
 T T S S S S S S |


 | X X X X X X X X | X X X X X X X X |


接 Kenkeni 一拍一下


 :| X X X X X X X X :|


 :| B S B S B S B S | | | | |


 :| D D D D D D D D | X X X X X X X X |


 | | | | | S :| 3x


 | X X X X X X X X | X X X X X X X X :| 3x

 | 1 2 1 2 1 2 1 2 | 1 2 1 2 1 2 1 2 | 1 2 1 2 1 2 1 2 |
 B S B S B S B S | B S B S B S B S | B S B S B S B S |


 :| D D D D D D D D | D D D D D D D D |

 | 1 2 1 2 1 2 1 2 | 1 2 1 2 1 2 1 2 | 1 2 1 2 1 2 1 2 |
 B S B S B S B S | B S B S B S B S | SSS SSS SSS |


 | X X X X X X X X | X X X X X X X X | X X X X X X X X |


1 2 1 2 1 2 1 2 1 2 1 2 1 2 1 2	1 2 1 2 1 2 1 2 1 2 1 2 1 2 1 2
T T S S S S S S S S S S S S S S S S	T T S S S S S S S S S S S S S S S S
1 2 1 2 1 2 1 2 1 2 1 2 1 2 1 2	1 2 1 2 1 2 1 2 1 2 1 2 1 2 1 2
T T S S S S S S S S S S S S S S S S	T T S S S S S S S S S S S S S S S S

Dununba 和 Sangban 同步低音，Kenkeni 一拍一下


1 2 1 2 1 2 1 2 1 2 1 2 1 2 1 2	1 2 1 2 1 2 1 2 1 2 1 2 1 2 1 2
B B S S S S S S S S S S S S S S S S	B B S S S S S S S S S S S S S S S S
1 2 1 2 1 2 1 2 1 2 1 2 1 2 1 2	1 2 1 2 1 2 1 2 1 2 1 2 1 2 1 2
S S S S S S B B S S S S S S S S S S S S	B B S S S S S S S S S S S S S S S S
1 2 1 2 1 2 1 2 1 2 1 2 1 2 1 2	1 2 1 2 1 2 1 2 1 2 1 2 1 2 1 2
B B S S S S S S S S B B S S S S S S S S	B B S S S S S S S S B B S S S S S S S S
1 2 1 2 1 2 1 2 1 2 1 2 1 2 1 2	1 2 1 2 1 2 1 2 1 2 1 2 1 2 1 2
B B S S B B S S B B S S B B S S B B S S	B B S S B B S S B B S S B B S S S S S S
1 2 1 2 1 2 1 2 1 2 1 2 1 2 1 2	1 2 1 2 1 2 1 2 1 2 1 2 1 2 1 2
B S B S B S B S B S B S B S B S B S	B S B S B S B S B S B S B S B S B S

唱 kono


 ||: X | X X | X | X X X | X | :||
 | D | • D | • | D • D | • |

www.dajiyue.com

Kono

这个节奏来自 Sewa kan 乐团，一共两个版本，这是 Sewa kan 乐团常用于表演的版本。

Yaya

Yaya

Ba yaya o ya

Anneifoli gei la

yaya

Anneifoli gei la

yaya

Dunun(djembe)folala li dong kei la lu anneifoli dou gei.

ba yaya o ya.

anneifoli gei la

yaya

anneifoli gei la

yaya

alafola li dong ke la lu anneifoli dou gei

ba yaya o ya.

djembefola lu gou

(S S)

anneifoli gei la

yaya

dunfala lu gou

(S S)

Anneifoli gei la

Yaya

alafola li dong kei la lu anneifoli dou gei.

ba yaya(ss) o ya(s).

Call

The 'Call' section consists of five lines of musical notation. The first line starts with a drum icon and a rhythmic pattern of stems with flags, with 'S S S' written below. The subsequent four lines show rhythmic patterns for different instruments, each starting with a double bar line and ending with a repeat sign. The patterns use stems with flags and dots to represent notes and rests.

1

2


以下为歌曲部分


www.dajiyue.com




Break (间奏) 拍手处分别唱 a a , o o , hei

1



1


2  | 1 1 2 | 2 1 | 1 2 2 | 1 1 | | 1 1 2 | 1 1 1 | 1 1 1 | 1 1 1 | (B) || 2x


 | | X X X | X X X | X X X | X X X | | X X X | X X X | X X X | X X X | (B) || 2x


2  | 1 1 | S S |  | S S | |  | S S | S S | S S |


 | X X | | | X X | | | | X X | X X | X X | X X |

2  | 1 | S |  | 1 1 | 1 1 | 1 1 | | S | 1 2 1 | 2 1 2 | 2 1 2 | S |

 | X | | | X X | X X | X X | | X | | | D D |

3  | 1 2 1 2 | 1 2 1 2 | 1 2 1 2 | 1 2 1 2 | | 1 2 1 2 | 1 2 1 2 | 1 2 1 2 | 1 2 1 2 |




 | X X | X X | X X | X X | | X X | X X | X X | X X |

3  | B T T S | B T T S | B T T S | B T T S | | B T T S | B T T S | B T T S | B T T S |

 | X X | X X | X X | X X | | X X | X X | X X | X X |

3  | B S S B B S S S | S S |  | S S |


 | X X | X X | X X | X X | | X X | | | X X | X X |


3  |  | S S | S S | S S | S S | | S |  | S S | S S | S S |

 | | | X X | X X | | X X | | | X X | X X | X X | X X |


3  | 1 | S | 1 2 1 | 2 1 2 | 2 1 2 | S |

 | X | | | D D |

4  | 1 1 2 | 2 1 | 1 2 2 | 1 1 2 | | 1 1 2 | 2 1 | 1 2 2 | 1 1 2 | (B)

 | X X | X X | X X | X X | | X X | X X | X X | X X | (B)

4  | 1 2 1 2 | 1 2 1 2 | 1 2 1 2 | 1 1 | | 1 2 1 2 | 1 1 | 1 2 2 | 1 2 2 |

 | X X | X X | X X | X X | | X X | X X | X X | X X |

